

## 水泵系列 WATER PUMP SERIES



名称: 1 1/4  
PULLEY PUMP  
NO:WP001



名称: 1.5"/40拖泵  
PULLEY PUMP  
NO:WP002



名称: 2"/50拖泵  
PULLEY PUMP  
NO:WP003



名称: 3"/80拖泵  
PULLEY PUMP  
NO:WP004



名称: 4"/100拖泵  
PULLEY PUMP  
NO:WP005



名称: 2"/50高压泵  
HIGH PRESSURE PUMP  
NO:WP006



名称: 2"/50自吸泵  
CENTRIFUGAL PUMP  
NO:WP007




名称: 3"/80自吸泵  
CENTRIFUGAL PUMP  
NO:WP008



名称: 4"/100自吸泵  
CENTRIFUGAL PUMP  
NO:WP009




名称: 泵体  
PUMP CASE  
NO:WP010




名称: 泵盖  
CASE COVER  
NO:WP011



名称: 出水口  
WATER OUTLET  
NO:WP012



名称: 进水口  
WATER INLET  
NO:WP013



名称: 进出水组件(铝)  
WATER INLET ASSY(AL)  
NO:WP014



名称: 皮带轮  
BELT ROLLER  
NO:WP015




A  
名称: 叶轮  
IMPELLER  
NO:WP016



B  
名称: 叶轮  
IMPELLER  
NO:WP017



A  
名称: 蜗轮  
SWIRLING WHEEL  
NO:WP018



B  
名称: 蜗轮  
SWIRLING WHEEL  
NO:WP019



名称: 密封垫  
RUBBER,GASKET  
NO:WP020



名称: 接头密封垫  
SEAL  
NO:WP021




名称: 水封  
WATER SEAL  
NO:WP022



名称: 瓷垫圈  
CERAMICS SEAL  
NO:WP023



名称: 瓷垫圈橡胶套  
RUBBER SEAT  
NO:WP024



名称: 出水方垫  
GASKET(WATER,OUTLET)  
NO:WP025



名称: 止回阀(进水)  
GASKET INLET  
NO:WP026



名称: 进出水组件(塑料)  
WATER INLET(PLASTIC)  
NO:WP027



名称: 滤网  
STRAINER  
NO:WP028



名称: 堵头旋钮  
BLOCKER  
NO:WP029



名称: 钢丝卡箍  
SS CLIP  
NO:WP030




名称: 塑料垫片  
GASKET,PLASTIC  
NO:WP031



名称: 平垫  
FLAT WASHER  
NO:WP032



名称: 螺丝  
BOLT  
NO:WP033



名称: 法兰螺丝  
FLANGE BOLT  
NO:WP034



名称: 减震 1.5  
DAMPER FOR 1.5 INCH  
WATER PUMP  
NO:WP036



名称:  
NO:WP037




名称:  
NO:WP037-01




名称:  
NO:WP037-02




名称:  
NO:WP037-03




名称: 1.5寸水泵  
WATER PUMP  
NO:WP037-04




名称: 1寸水泵  
WATER PUMP  
NO:WP037-05



名称: 1.5寸进出水组件  
WATER INLET ASSY  
NO:WP014-1



名称: 2寸进出水组件  
WATER INLET ASSY  
NO:WP014-2



名称: 3寸进出水组件  
WATER INLET ASSY  
NO:WP014-3



名称: 1.5寸进出水组件(塑料)  
WATER INLET (PLASTIC)  
NO:WP027-1



名称: 2寸进出水组件(塑料)  
WATER INLET (PLASTIC)  
NO:WP027-2



名称: 3寸进出水组件(塑料)  
WATER INLET (PLASTIC)  
NO:WP027-3



名称: 1寸快速接头A  
FAST CONNECTION  
NO:WP038-1



名称: 2寸快速接头A  
FAST CONNECTION  
NO:WP038-2



名称: 3寸快速接头A  
FAST CONNECTION  
NO:WP038-3



名称: 4寸快速接头A  
FAST CONNECTION  
NO:WP038-4



名称: 1寸快速接头C  
FAST CONNECTION  
NO:WP040-1




名称: 2寸快速接头C  
FAST CONNECTION  
NO:WP040-2



名称: 3寸快速接头C  
FAST CONNECTION  
NO:WP040-3



名称: 4寸快速接头C  
FAST CONNECTION  
NO:WP040-4



名称: 3寸叶轮  
IMPELLER  
NO:WP035



名称: 4寸进出水组件  
WATER INLET ASSY  
NO:WP014-4



名称: 3寸转2寸快速接头C总成  
FAST CONNECTION  
NO:WP050



名称: 1寸自吸泵连接盘总成  
NO:WP111-01



名称: 4寸快速接头C密封垫  
FAST CONNECTION GASKET  
NO:WP049-4



名称: 3寸快速接头C密封垫  
FAST CONNECTION GASKET  
NO:WP049-3



名称: 2寸快速接头C密封垫  
FAST CONNECTION GASKET  
NO:WP049-2



名称: 1寸快速接头C密封垫  
FAST CONNECTION GASKET  
NO:WP049-1

## 汽油机水泵系列 GASOLINE WATER PUMP WP20/30/40



- |  |  |   |   |   |  |
|--|--|---|---|---|--|
|  |  |   |   |   |  |
| 3转2出水口<br>Water outlet<br>NO: CX041          | 出水口<br>Water outlet<br>NO: CX001             | 皮带轮<br>Belt roller<br>NO: CX002                 | 泵壳<br>Pump case<br>NO: CX003                    | 箱盖(低)<br>Crankcase cover(low)<br>NO: CX004      | 进出水口接头(铝)<br>Water In & Ex joint (AL)<br>NO: CX005 |
|  |  |   |   |   |  |
| 扳手<br>Spanner<br>NO: CX006                   | 水泵化油器<br>Carburetor(water pump)<br>NO: CX007 | 化油器带油杯<br>Carburetor with fuel cup<br>NO: CX008 | 水泵熄火开关(单线)<br>Stop switch (single)<br>NO: CX009 | 水泵熄火开关(双线)<br>Stop switch (double)<br>NO: CX010 |  |
|  |  |   |   |   |  |
| 曲轴(键槽)<br>Crankshaft(rectangle)<br>NO: CX011 | 曲轴(螺纹)<br>Crankshaft(whorl)<br>NO: CX012     | YP20水封<br>Water seal (YP20)<br>NO: CX013        | ET1500水封<br>Water seal (ET1500)<br>NO: CX014    | YP30水封<br>Water seal (YP30)<br>NO: CX015        |  |

- |  |   |   |   |   |
|--|---|---|---|---|
|  |   |   |   |   |
| 水带 2 3/4"<br>Pump hose<br>NO: CX016                | 大密封圈<br>Big seal ring<br>NO: CX017              | 进出水口密封圈<br>Seal ring(inlet & outlet)<br>NO: CX018   | 出水口密封垫<br>Gasket(water outlet)<br>NO: CX019 | 进水口垫片(拍门)<br>Gasket(water inlet)<br>NO: CX020 |
|  |   |   |   |   |
| 动力空滤器<br>Engine air filter<br>NO: CX021            | 水泵消声器(黑)<br>Muffler(black)<br>NO: CX022         | 水泵消声器(镀铬)<br>Pump muffler (Cr)<br>NO: CX023         | 叶轮<br>Impeller<br>NO: CX024                 | 涡流壳<br>Swirling shell<br>NO: CX025            |
|  |   |   |   |   |
| 进出水口接头<br>Joint(water inlet & outlet)<br>NO: CX026 | 扳手(塑)<br>Spanner (plastic)<br>NO: CX027         | 堵塞<br>Blocker<br>NO: CX028                          | 进水滤网<br>Water inlet strainer<br>NO: CX029   | 水泵调速座<br>Governor seat (pump)<br>NO: CX030    |
|  |   |   |   |   |
| 水泵油箱总成<br>Fuel tank assy<br>NO: CX031              | 水泵油箱盖(铁)<br>Fuel tank cover (iron)<br>NO: CX032 | 水泵油箱盖(塑料)<br>Fuel tank cover (plastic)<br>NO: CX033 | 水泵滤网<br>Pump strainer<br>NO: CX034          | 出油接口<br>Fuel control valve<br>NO: CX035       |
|  |   |   |   |   |
| 启动器总成(铁)<br>starter assy(iron)<br>NO: CX036        | 启动器总成(塑)<br>starter assy (plastic)<br>NO: CX037 | 泵体座<br>Pump block seat<br>NO: CX038                 | 进水口<br>Water inlet<br>NO: CX039             | 卡箍<br>Clip<br>NO: CX040                       |



名称: 水封A  
(WMBIA22水封)  
NO: CX042



名称: 水封BΦ30  
(4寸拖泵)  
NO: CX043



名称: 水封CΦ30  
(186水封)  
NO: CX044



名称: 水封DΦ25  
(4寸拖泵)  
NO: CX045



名称: 水封EΦ30  
(502-22水封)  
NO: CX046



名称: 水封CP-25 Φ52  
NO: WP220



名称: 水封 CP-20 Φ45  
NO: CP-25



名称: 油封65\*100\*10mm  
NO: WP201



名称: 1E48F三寸自吸泵  
NO: WP220



名称: 1E44-5F三寸自吸泵  
NO: WP219



名称: GX35三寸自吸泵  
NO: WP217



名称: GX50三寸自吸泵  
NO: WP218